

Signs of a Bad Roofing Contractor

1. The Price Feels Too Good to Be True

Some contractors bait you with a quote that's far below everyone else. At first, it might feel like a lucky break. But in many cases, that low price comes at a cost that may include subpar materials or workmanship. You might later find out they used low-quality shingles or skipped crucial steps in the installation process.



3. They Show Up Uninvited After a Storm

Storm-chasing contractors often show up uninvited, claiming to have noticed damage on your roof. They may say they're "in the area" and can offer a free roof inspection and estimate or fix damage right away. But you don't know their credentials or reputation, and they're counting on that. If you suspect storm damage, call a local, licensed roofer you can verify.



5. They Apply One Coat When Several Are Needed

In some roofing systems, especially those involving protective coatings, multiple layers are required to seal and protect the surface. A scam contractor may apply only a single coat and call it done, saving time and product at your expense. The difference might not be visible right away, but over time, that thin coating will wear out quickly, leading to leaks and unnecessary damage.




7. Their License or Insurance Can't Be Verified

One of the simplest ways to protect yourself is to ask for proof of their license and insurance. We will provide licensing, insurance, and evidence of being a certified FORTIFIED roofing contractor. You can verify licenses online in most states and request to see an active insurance policy. If the roofer resists or gives vague answers, walk away.




9. Their Reviews and References Don't Add Up

Online reviews and referrals from past customers can tell you a lot. If you can't find much about the contractor, or the few reviews they have feel generic or suspicious, it's worth digging deeper. Ask for recent customer references and photos of past projects. A real professional is proud to show their track record.



10. They Pressure You to Decide Fast

High-pressure sales tactics are a red flag in any industry. A dishonest roofer may push you to sign quickly with warnings like "This deal won't last" or "We're only in town this week." A reputable contractor gives you time to make an informed decision. They know their reputation and body of work speak for themselves and aren't afraid to have you check them out before you agree to work together.




2. They Overprice Materials or Hide the Source

If you're not familiar with materials, it can be hard to know what goes into a roofing project. It's important to ask where materials come from and whether the contractor is certified to install them. Don't hesitate to ask to see labels on delivered materials before installation. Checking the materials will help you feel confident that you're getting exactly what you expect.



4. They Rush the Job or Skip Labor Hours

Shady contractors may cut corners to save on labor, using too few crew members or skipping necessary prep steps to move faster. If a project that should take three days wraps up in one day, or if you notice patchy areas or uneven materials, speak up. You're paying for quality labor, and it's your right to expect full attention to detail.



6. They Avoid Giving You a Written Contract

A legitimate roofer will provide everything in writing, including the scope of work, materials, payment schedule, and warranties. Without a written contract, you have no clear proof of what was agreed upon. That makes it much harder to resolve disputes or hold them responsible if things go wrong. No paperwork usually means no protection.



8. They Demand Full Payment Up Front

Most reputable roofers ask for a reasonable deposit before work begins, with the rest due upon completion. Some roofing contractors even offer financing with flexible payment plans. If someone wants 100% of the money before starting, they could take off with your cash or do the bare minimum before disappearing.

